

Landfall Finesse






Discover more about Landfall Finesse.

Fine, low-growing turf with a premium finish

Landfall Finesse is a carefully balanced fine fescue blend designed to deliver a dense, soft and visually refined turf surface. Known for its fine texture and low-growing habit, it creates a clean, manicured look while requiring less frequent mowing and general maintenance.

With strong drought tolerance and excellent recovery, Landfall Finesse performs well in a range of Tasmanian conditions, maintaining an attractive green appearance even under lower water inputs. Its versatility makes it equally suited to high-end residential lawns and large-scale commercial spaces.

Ideal for

-  Residential lawns for a soft, premium finish
-  Parks, open spaces and lifestyle properties
-  Golf course fairways, tees and roughs

Characteristics

Mowing requirements	MEDIUM
Mowing height range	HIGH
Leaf density	HIGH
Overall colour	HIGH
Drought tolerance	HIGH
Cold tolerance	MEDIUM
Shade tolerance	MEDIUM
Wear tolerance	HIGH
Recovery ability	HIGH
Nutrient requirements	LOW
Pest, weed & disease tolerance	HIGH
Versatility in uses	HIGH

Features

-  Low growing
-  Fine texture
-  Drought tolerant
-  Environmentally friendly
-  Versatile in its uses
-  Good recovery ability
-  Adaptable to most soils
-  Pest resistant

Why choose Landfall Finesse

Residential benefits

A lush, low-maintenance lawn that looks great with less effort.

Commercial benefits

A consistent, professional surface that balances presentation with practicality.

